

Quantum®

32 Wedgwood Road, Bicester,
Oxon, OX26 4UL
Phone: 01869 324600
Fax: 01869 323070
Email: sales@quantumrehab.co.uk
Web: www.quantumrehab.co.uk



Dealer April 2021



Q6 Edge 2.0 with TRU-Balance® 3 Seating & NE+ or Q-Logic 3 Controls

Dealer Name: _____ Order Date: _____
 Address: _____

 Phone _____ Email: _____
 PO No: _____ Order Ref: _____
 Delivery Address: _____

 Post Code: _____
 Quantum Specialist: _____

Standard Features

- TRU-Balance 3 Seating System
- Easy Seat Width Adjustment
- Easy Seat Depth Adjustment
- 2 x 55ah batteries
- NE+ 6 Key Joystick
- 2" x 6" Front & Rear Castors, Flat Free
- 3" x 14" Pneumatic Drive Tyres
- 12 Colour Options
- 4 Mph (6 Km/h) Motors
- ATX Suspension System
- Height Adjustable Flip-Back Armrests
- Centre Mount Foot Platform
- Maximum User Weight 21 Stone 6lbs
- TRU-Comfort 2 Seat Cushion
- Tie-Down System for Transport

Standard = Standard Factory Feature | FOC = Select instead of Standard Factory Feature

Base Model

Q6 Edge 2.0 with TRU-Balance® 3 Seating and NE+ Controls - £5,070.00

Drive Wheels

- 3" x 14" Pneumatic, Black Tyres Standard
- 3" x 14" Flat Free, Black Tyres £150.00
- 4" x 14" Pneumatic, Black Tyres, Knobbly, Extended Traction Tyres *Increases overall base width by 1.5"* £220.00
- 4" x 14" Flat Free, Black Tyres, Knobbly, Extended Traction Tyres *Increases overall base width by 1.5"* £320.00

Castor Wheels

- 2" x 6" Flat Free, Black Tyres, Front and Rear Standard
- 2" x 8" Flat Free, Black Tyres, Front and Rear *Includes extended castor arms* £364.00

Colours



Seat Dimensions

Select width and depth package and enter desired set width and depth in that package range, available in 1" increments. Maximum seat size is 22"W x 22"D.

Seat Width Packages

- 12"W-16"W 16"W-20"W 20"W-22"W

Set Width at: _____

Seat Depth Packages

- 12"D-16"WD 16"D-20"D 20"D-22"D

Set Depth at: _____

Seat Cushions

- No Seat Cushion Required FOC
- Simplicity Cushion: *General Use* Standard
- TRU-Comfort™2 4-Way Stretch: *Skin Protection* £45.00
- Solution® Cushion: *Skin Protection & Positioning* £100.00
- Solution® 1 Cushion: *Skin Protection* £100.00
- Spectrum® Gel Cushion: *Positioning* £160.00
- Spectrum® Foam Cushion: *Skin Protection & Positioning* £160.00

Refer to cushion matrix for size availability and enter your selection here: W..... X D.....

TRU-Comfort™ Sport Seat Cushion Cover Only

Available as an additional cover option for TRU-Comfort 2™ seat cushion. Only available in sizes listed below.

- 16"W x 16"D 18"W x 18"D 20"W x 20"D

£50.00

TRU-Balance®3 Backrest Specifications

- TRU-Balance® 3 Backrest Assembly** Standard
- TRU-Comfort™2 Back 4-Way Stretch Back Cushion: *Positioning* Sport Back Cushion FOC
- Large Lateral Positioning Wedge (pair) £20.00
- Not available on Backs 16"-17"H w/ limited adjustability on 18"H. Not available on Recline Backs 19"-20"H w/ limited adjustability on 21"H. N/A with Back Cane Option
- Omit TB3 Backrest Shell and Cushion -£50.00
- Aftermarket Back Interface: Set interface width at.....(Range 16"-24" Wide) £250.00
- Overall seat depth may need to be adjusted to accommodate certain backs.. Not available with backs less than 16" wide. Contact your Quantum specialist for details
- Privacy Flap:
- 8.75"W or 12.75"W £50.00

- Back Canes Only** Suitable for third party backrests. Only available with 2-post flip back or paediatric armrests. Not available with recline. FOC
- Back Cane Type:
- Angle Adjustable: FOC Flip Forward: £200.00 1" Endo: £40.00 2" Endo: £40.00
- Back Cane Height: Not suitable for occupied transportation
- 16"H 17"H 20"H 21"H 24"H 25"H

Back Width Package:

- 10"W-14"W 16"W-20"W 20"W-24"W

Backrest Size: +/-4" of Seat Width. | Odd heights = 4" Gap, Even heights = 3" gap. | Back Height = Seat Pan to Top of Back

- | | | | | | | |
|------------------------------------|------------------------------------|------------------------------------|------------------------------------|------------------------------------|------------------------------------|------------------------------------|
| <input type="checkbox"/> 12"Wx14"H | <input type="checkbox"/> 17"Wx16"H | <input type="checkbox"/> 18"Wx20"H | <input type="checkbox"/> 19"Wx22"H | <input type="checkbox"/> 21"Wx16"H | <input type="checkbox"/> 22"Wx18"H | <input type="checkbox"/> 23"Wx22"H |
| <input type="checkbox"/> 12"Wx15"H | <input type="checkbox"/> 17"Wx17"H | <input type="checkbox"/> 18"Wx21"H | <input type="checkbox"/> 19"Wx23"H | <input type="checkbox"/> 21"Wx17"H | <input type="checkbox"/> 22"Wx19"H | <input type="checkbox"/> 23"Wx23"H |
| <input type="checkbox"/> 14"Wx16"H | <input type="checkbox"/> 17"Wx18"H | <input type="checkbox"/> 18"Wx22"H | <input type="checkbox"/> 20"Wx16"H | <input type="checkbox"/> 21"Wx18"H | <input type="checkbox"/> 22"Wx20"H | <input type="checkbox"/> 24"Wx16"H |
| <input type="checkbox"/> 14"Wx17"H | <input type="checkbox"/> 17"Wx19"H | <input type="checkbox"/> 18"Wx23"H | <input type="checkbox"/> 20"Wx17"H | <input type="checkbox"/> 21"Wx19"H | <input type="checkbox"/> 22"Wx21"H | <input type="checkbox"/> 24"Wx17"H |
| <input type="checkbox"/> 16"Wx16"H | <input type="checkbox"/> 17"Wx20"H | <input type="checkbox"/> 18"Wx24"H | <input type="checkbox"/> 20"Wx18"H | <input type="checkbox"/> 21"Wx20"H | <input type="checkbox"/> 22"Wx22"H | <input type="checkbox"/> 24"Wx18"H |
| <input type="checkbox"/> 16"Wx17"H | <input type="checkbox"/> 17"Wx21"H | <input type="checkbox"/> 18"Wx25"H | <input type="checkbox"/> 20"Wx19"H | <input type="checkbox"/> 21"Wx21"H | <input type="checkbox"/> 22"Wx23"H | <input type="checkbox"/> 24"Wx19"H |
| <input type="checkbox"/> 16"Wx18"H | <input type="checkbox"/> 17"Wx22"H | <input type="checkbox"/> 19"Wx16"H | <input type="checkbox"/> 20"Wx20"H | <input type="checkbox"/> 21"Wx22"H | <input type="checkbox"/> 23"Wx16"H | <input type="checkbox"/> 24"Wx20"H |
| <input type="checkbox"/> 16"Wx19"H | <input type="checkbox"/> 17"Wx23"H | <input type="checkbox"/> 19"Wx17"H | <input type="checkbox"/> 20"Wx21"H | <input type="checkbox"/> 21"Wx23"H | <input type="checkbox"/> 23"Wx17"H | <input type="checkbox"/> 24"Wx21"H |
| <input type="checkbox"/> 16"Wx20"H | <input type="checkbox"/> 18"Wx16"H | <input type="checkbox"/> 19"Wx18"H | <input type="checkbox"/> 20"Wx22"H | <input type="checkbox"/> 21"Wx24"H | <input type="checkbox"/> 23"Wx18"H | <input type="checkbox"/> 24"Wx22"H |
| <input type="checkbox"/> 16"Wx21"H | <input type="checkbox"/> 18"Wx17"H | <input type="checkbox"/> 19"Wx19"H | <input type="checkbox"/> 20"Wx23"H | <input type="checkbox"/> 21"Wx25"H | <input type="checkbox"/> 23"Wx19"H | <input type="checkbox"/> 24"Wx23"H |

TRU-Balance®3 Backrest Specifications (Continued)

Back Colour Shroud Option:

<input type="checkbox"/> ● Back in Black				Standard
<input type="checkbox"/> ● Red Corvette	<input type="checkbox"/> ○ White Satin	<input type="checkbox"/> ● Deep Purple	<input type="checkbox"/> ● Grey Street	£50.00
<input type="checkbox"/> ● Midnight Blue	<input type="checkbox"/> ● Yellow Blaze	<input type="checkbox"/> ● Pretty in Pink	<input type="checkbox"/> ● Lime Light	
<input type="checkbox"/> ● Silver Bullet	<input type="checkbox"/> ● Orange Crush	<input type="checkbox"/> ● Electric Blue		

Seat Positioning Adjustments

<input type="checkbox"/> Static Seat	Standard
<input type="checkbox"/> TRU-Balance®3 Power Tilt <i>50 degree centre of gravity (CG) power tilt seating system. Uses 1 power option</i>	£872.00
<input type="checkbox"/> Tru-Balance®3 iLevel NEW 12" Power Adjustable Seat Lift and Tilt. <i>Uses 2 power option</i>	£2170.00

iLevel technology enables the unit to drive up to 3.5 Mph while elevated with 12" of lift. Requires Q-Logic 3 controls. Not available with manual recline backrest.

Seat to Floor Height

Static Seat	<input type="checkbox"/> 16.5" Seat to Floor	<input type="checkbox"/> 17.5" Seat to Floor	<input type="checkbox"/> 18.5" Seat to Floor
Tilt and/or iLevel 12" Seat Lift	<input type="checkbox"/> 17.5" Seat to Floor	<input type="checkbox"/> 18.5" Seat to Floor	<input type="checkbox"/> 19.5" Seat to Floor

Backrest Positioning Adjustments

<input type="checkbox"/> TRU-Balance®3 Static Backrest <i>Back angle can be preset</i>	Standard
<input type="checkbox"/> TRU-Balance®3 Attendant Manual Recline <i>Not available with iLevel 12" Seat Lift</i>	£150.00
<input type="checkbox"/> TRU-Balance®3 Power Recline <i>175 degree recline. Full drive lock-out at 20 degrees when combined with power tilt. Uses 1 power option</i>	£600.00
<input type="checkbox"/> TRU-Balance®3 Flip Forward Backrest <i>Only available w/ 2-post, flip back or paediatric armrest. Not available on 12"-14" seat widths or with attendant manual recline.</i>	£150.00

Armrests

<input type="checkbox"/> 2-Post, Flip Back, Height Adjustable, Removable <i>Height range 9"-13". Not available with a seat depth less than 16"</i>	Standard
<input type="checkbox"/> Paediatric, Removable, Height Adjustable <i>Height adjustment from 7.75" to 9.75" in 1/2" increments. Not available with full length armpads</i>	FOC
<input type="checkbox"/> TRU-Balance®3 Flipback Armrests <i>May interfere with swing-away laterals. Not available with Back cane option. Choose height package below</i>	£350.00
<input type="checkbox"/> Down Posts for TB3 Arms <i>+/- up to 2" difference between seat and back width. Not Available on 14"W Seat/Back</i>	£100.00
TB3 Left Armrest Height Package:	TB3 Right Armrest Height Package:
<input type="checkbox"/> 8"-12" Height	<input type="checkbox"/> 8"-12" Height
<input type="checkbox"/> 12"-16" Height	<input type="checkbox"/> 12"-16" Height

Armrests Pad Options

Left Armrest Length Package:

<input type="checkbox"/> 14"L Full Length	<input type="checkbox"/> 10"L Desk Length
---	---

Left Armpad Style:

<input type="checkbox"/> Straight	<input type="checkbox"/> Waterfall <i>2 Post Flip up and Paediatric only</i>
<input type="checkbox"/> Falcon, Gel, Full Length 3"W x 14"L	£40.00
<input type="checkbox"/> Falcon, Gel, Desk Length 3"W x 10"L	£40.00
<input type="checkbox"/> Falcon, Gel Mounting Plate <i>Only required for 2-post flip back or paediatric armrests</i>	£20.00
Ottobock Arm Channel	£140.00

- Medium (4.75" x 11.5") Desk length armrest required
- Large (4.75" x 14") Full length armrest required
- One Piece (4.75" x 18") Full length armrest required

<input type="checkbox"/> Ottobock Hand Pad <i>Not available on same side as controller</i>	£50.00
---	--------

- Medium
- Large

Right Armrest Length Package:

<input type="checkbox"/> 14"L Full Length	<input type="checkbox"/> 10"L Desk Length
---	---

Right Armpad Style:

<input type="checkbox"/> Straight	<input type="checkbox"/> Waterfall <i>2 Post Flip up and Paediatric only</i>
<input type="checkbox"/> Falcon, Gel, Full Length 3"W x 14"L	£40.00
<input type="checkbox"/> Falcon, Gel, Desk Length 3"W x 10"L	£40.00
<input type="checkbox"/> Falcon, Gel Mounting Plate <i>Only required for 2-post flip back or paediatric armrests</i>	£20.00
Ottobock Arm Channel	£140.00

- Medium (4.75" x 11.5") Desk length armrest required
- Large (4.75" x 14") Full length armrest required
- One Piece (4.75" x 18") Full length armrest required

<input type="checkbox"/> Ottobock Hand Pad <i>Not available on same side as controller</i>	£50.00
---	--------

- Medium
- Large

Headrests

- Quantum 10" W Headrest £140.00
- Stealth Small Contoured 9.75"W x 3"H £200.00
- Stealth Large Contoured 11"W x 6"H £200.00
- Stealth 10" Comfort Plus £200.00
- Stealth 14" Comfort Plus £200.00

Please visit www.stealthproducts.com for more headrest options

Centre Mount Foot Platforms

- Base Mounted Foot Platform *Mounted to chassis, will not move with Power Tilt or Seat Lift* -£100.00
- Adjustable Centre Mount Foot Platform *Mounted to Seat. Only available with 14" seat width and above when iLevel is selected* Standard
- Centre Mount Power Articulating Foot Platform *Mounted to Seat. Uses 1 power option. Only available with 14" seat width and above when iLevel is selected* £642.00

Footplates

- 10"W x 11"D Split Footplates: or 10"W x 8"D Split Footplates Standard

Lower Extensions *Seat pan to Heel*

- 10-16"L *Seat pan to heel* or 13-19"L *Seat pan to heel* Standard

Calf Pads

- Small 6"H x 6"W or Large 8"H x 8"W, tapered to 6"W £40.00

Calf Pad Covers (Pair) *1/2" Soft Visco Foam*

- Air Mesh Reversed Dartex £42.00

Calf Panel

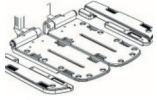
- Small 8"H x 18"W £84.00

- Calf Panel Extension (each) £30.00

Calf Panel Cover *1/2" Soft Visco Foam*

- Air Mesh Reversed Dartex £72.00

Footplate Extension Kits



- 4" Width Extension Kit. *Not available with 2" Bell Shaped, Length Extension Kit* £16.00



- 2" Bell Shaped, Length Extension Kit. *Not available with 4" Width Extension Kit* £16.00

Additional Optional Accessories:

- Wheel Bumpers, pair £5.00
- Footplate Connector £10.00
- Footplate Cover, Reversed Dartex *1/2" Soft Visco Foam. Not available with modular footplate extension components/kits.* £42.00

Adjustable Centre Mount Foot Platform Compatibility Matrix	TRU-Balance®3 Static Seat			TRU-Balance®3 Tilt / Lift		
	Low	Medium	High	Low	Medium	High
10"-16" Extension	!	!	✓	✓	✓	✓
13"-19" Extension	!	!	!	!	!	!

This rigging Configuration causes no interference issues at this seat-to-floor height.

This rigging configuration may interfere with the ground (less than 1.75" clearance when fully extended) and will reduce obstacle climbing ability.

Individual Legrests

Choose instead of centre mount footplatform options

60-90° Swing-Away Legrests *Tool adjustable in 5° Increments. Includes heel loops. Not available with a seat width less than 16"*

- Left Legrest:** £55.00
- Lower Extension** *Seat pan to heel range*
- 11"-13"L 13"-16.5L" 15.5"-19.5L"
- Footplate Selection**
- Flip-up, Extruded Footplate: Standard
- 7.25"W x 6"D 8.5"W x 6"D
- Angle Adjustable Footplate £57.50
- Multi-Axis Footplate £131.50
- 4"W x 6"D 5"W x 8"D 6"W x 11"D
- 5"W x 6"D 6"W x 8"D 8"W x 11"D

- Right Legrest:** £55.00
- Lower Extension** *Seat pan to heel range*
- 11"-13"L 13"-16.5L" 15.5"-19.5L"
- Footplate Selection**
- Flip-up, Extruded Footplate: Standard
- 7.25"W x 6"D 8.5"W x 6"D
- Angle Adjustable Footplate £57.50
- Multi-Axis Footplate £131.50
- 4"W x 6"D 5"W x 8"D 6"W x 11"D
- 5"W x 6"D 6"W x 8"D 8"W x 11"D

Accessories:

- Wheel Bumpers (each) £2.50
- Gel Neoprene Footrest Sleeve (each) £13.00

60-90° Swing-Away Legrest Compatibility Matrix	TRU-Balance®3 Static Seat			TRU-Balance®3 Tilt			TRU-Balance®3 Lift		
	Low	Medium	High	Low	Medium	High	Low	Medium	High
Standard, 13" - 16.5"	!	!	✓	!	✓	✓	✓	✓	✓
Standard, 15.5" - 19.5"	X	!	!	!	!	!	!	!	!
Angle-Adjustable, 13" - 16.5"	!	!	✓	!	!	!	!	!	!
Angle-Adjustable, 15.5" - 19.5"	X	!	!	!	!	!	!	!	!
Multi-Axis, 15.5" - 19.5"	X	!	!	!	!	!	!	!	!

- This rigging Configuration causes no interference issues at this seat-to-floor height.
- This rigging configuration may interfere with the ground (less than 1.75" clearance when fully extended) and will reduce obstacle climbing ability.
- This rigging configuration does not work with this seat-to-floor height.

90° Paediatric Swing-Away Legrests *Seat Pan to Heel range of adjustment 7"-10"L. Includes heel loops*

- Left Legrest** £55.00
- Footplate Selection**
- Angle Adjustable Footplate Standard
- 4"W x 6"D 5"W x 6"D

- Right Legrest** £55.00
- Footplate Selection**
- Angle Adjustable Footplate Standard
- 4"W x 6"D 5"W x 6"D

Accessories:

- Wheel Bumpers (each) £2.50

Elevating Legrests

Manual Elevating Swing-Away Legrests *Includes heel loops. Not available with a seat width less than 16"*

- Left Legrest:** £65.00
- Lower Extension** *Seat pan to heel range*
- 11"-14"L 14"-17L" 14.5"-18L"
- Footplate Selection**
- Flip-Up, Extruded Footplate: Standard
- 7.25"W x 6"D 8.5"W x 6"
- Angle Adjustable Footplate £57.50
- 4"W x 6"D 5"W x 8"D 6"W x 11"D
- 5"W x 6"D 6"W x 8"D 8"W x 11"D

- Right Legrest:** £65.00
- Lower Extension** *Seat pan to heel range*
- 11"-14"L 14"-17L" 14.5"-18L"
- Footplate Selection**
- Flip-Up, Extruded Footplate: Standard
- 7.25"W x 6"D 8.5"W x 6"
- Angle Adjustable Footplate £57.50
- 4"W x 6"D 5"W x 8"D 6"W x 11"D
- 5"W x 6"D 6"W x 8"D 8"W x 11"D

Accessories:

- Wheel Bumpers (each) £2.50
- Gel Padded Adductor Buttons (each) £15.00

Elevating Legrests (Continued)

70° Power Articulating Swing-Away Legrests 4" articulation range. Includes heel loops. Not available with a seat width less than 16". Uses 2 power options

- Left Legrest:** £625.00
- Lower Extension** *Seat pan to heel range*
- 11"-13"L 14.5"-18L" 17.5"-21"
- Footplate Selection**
- Angle Adjustable Footplate
- 4"W x 6"D 5"W x 8"D 6"W x 11"D
- 5"W x 6"D 6"W x 8"D 8"W x 11"D

Accessories:

- Small Calf Pad 5.35"W-6"H £44.00
- Large Calf Pad 5.86"Wx8"H £44.00
- Gel Padded Knee Adductor Button £30.00

- Right Legrest:** £625.00
- Lower Extension** *Seat pan to heel range*
- 11"-13"L 14.5"-18L" 17.5"-21"
- Footplate Selection**
- Angle Adjustable Footplate
- 4"W x 6"D 5"W x 8"D 6"W x 11"D
- 5"W x 6"D 6"W x 8"D 8"W x 11"D

Accessories:

- Small Calf Pad 5.35"W-6"H £44.00
- Small Calf Pad 5.35"W-6"H £44.00
- Gel Padded Knee Adductor Button £30.00

Operation Method: Independent Combined *When a pair of legrests is selected*


Power Elevating Legrest Compatibility Matrix	TRU-Balance®3 Static Seat			TRU-Balance®3 Tilt			TRU-Balance®3 Lift		
	Low	Medium	High	Low	Medium	High	Low	Medium	High
Angle-Adjustable, 11" - 13"	✓	✓	✓	✓	✓	✓	✓	✓	✓
Angle-Adjustable, 14.5" - 18"	!	!	!	!	!	✓	!	!	✓
Angle-Adjustable, 17.5" - 21"	x	x	x	x	x	!	x	!	!

- This rigging Configuration causes no interference issues at this seat-to-floor height.
- This rigging configuration may interfere with the ground (less than 1.75" clearance when fully extended) and will reduce obstacle climbing ability.
- This rigging configuration does not work with this seat-to-floor height.

NE+ Non-Expandable Controls

- NE+ Joystick- No Power Options Standard
- NE+ Joystick - Power Option Ready *Required when 2 power options are selected. Not compatible with iLevel or TB3 Power Recline* £125.00
- Mount Joystick as Attendant Control Only *Please select NE+ Joystick option above* £100.00
- Dual Control *Please select NE+ Joystick option above* £380.00

Q-Logic 3 Expandable Controls (includes Bluetooth)

- Q-Logic 3 Joystick- 2 Power Option Ready *Required when 2 power options are selected. Not compatible with iLevel* £350.00
- Q-Logic 3 Joystick- 5 Power Option Ready *Required when more than 2 power options are selected. Required for iLevel* £550.00
- Bluetooth enabled *Please tick this box if you would like the Bluetooth function turned on.* Standard
- Mount Joystick as Attendant Control Only *Please select Q-Logic 3 Joystick option above* £100.00
- Dual Control *Please select Q-Logic 3 Joystick option above* £430.00
- SCIM Module Kit *Allows use of joystick display for specialty controls. Q-Logic 3 Joystick must be selected above*  £316.00
- Q-Logic 3 Enhanced Display *Includes x2 egg switches and flexible display mount. Does not include Q-Logic 3 Joystick* £1074.00
- iAccess OLED 4 button switch module *Supplied as standard with iLevel seat lift* £300.00

Push Button iAccess Module



Toggle lever iAccess Module



Joystick Shroud Colour Options:

- Black, Soft Touch Standard
- Red Corvette ○ White Satin ● Deep Purple ● Grey Street £25.00
- Midnight Blue ● Yellow Blaze ● Pretty in Pink ● Lime Light
- Silver Bullet ● Orange Crush ● Electric Blue ● Back in Black

Enhanced Display Shroud Colour Options:

- Black, Soft Touch Standard
- Red Corvette ○ White Satin ● Deep Purple ● Grey Street £25.00
- Midnight Blue ● Yellow Blaze ● Pretty in Pink ● Lime Light
- Silver Bullet ● Orange Crush ● Electric Blue ● Back in Black

Joystick Handles

<input type="checkbox"/> Standard Carrot Handle		Standard
<input type="checkbox"/> Mushroom Handle	<input type="checkbox"/> Extended I-Handle	£35.00 (each)
<input type="checkbox"/> T-Bar	<input type="checkbox"/> Soft Ball Handle	<input type="checkbox"/> Bodypoint 3 Inch Goal Post Handle
<input type="checkbox"/> Chin Cup	<input type="checkbox"/> Medium Ball Handle	<input type="checkbox"/> Bodypoint 4 Inch Goal Post Handle

Joystick Mounting Brackets











<input type="checkbox"/> Fixed, Inline	Standard
<input type="checkbox"/> Swing-Away	£75.00
<input type="checkbox"/> Retract 4 Swing-Away Joystick Arm Kit <i>Full 180° Movement</i>	£150.00
Mounting Position	
<input type="checkbox"/> Left	or
<input type="checkbox"/> Right	
<input type="checkbox"/> Inline	or
<input type="checkbox"/> Offset	<i>Not available with Fixed Joystick Bracket</i>

Speed Program and Lights Package

<input type="checkbox"/> 4 Mph program <i>Available with NE+ or Q-Logic 3. Lights and indicators not included</i>	Standard
<input type="checkbox"/> 4 Mph program with NE+ Controls, Lights and indicators	£450.00
<input type="checkbox"/> 6 Mph program with NE+ Controls, Lights and indicators	£450.00
<input type="checkbox"/> 4 Mph program with Q-Logic 3 Controls, Lights and indicators	£450.00
<input type="checkbox"/> 6 Mph program with Q-Logic 3 Controls, Lights and indicators	£450.00
<input type="checkbox"/> Lights and indicator kit surcharge <i>If no power options have been selected, you must tick this box in addition to the speed program and lights package you have selected above.</i>	£260.00
<input type="checkbox"/> Mud guard lights <i>Includes single switch button for operation. Not road legal. Does not include indicators</i>	£190.00

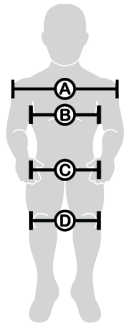
TRU-Balance®3 Premium Accessories

Some accessories will be shipped with the unit, not installed. Multiple accessories can be mounted along the various tracks, some interference may occur.

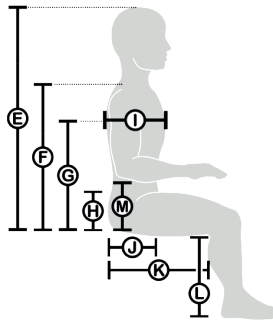
<input type="checkbox"/>		USB Mobile Device Charger <i>Please specify fitting location i.e. left armrest or seat rail</i>	£110.00
<input type="checkbox"/>		Cup Holder <i>Only available with TB3 Flip-up armrests</i>	£20.00
<input type="checkbox"/>		Personal Item Hook <i>Not available with Back Cane Option</i>	£15.00
<input type="checkbox"/>		Reflector Kit	£20.00
<input type="checkbox"/>		Mobile Phone/Media Holder <i>Only available with TB3 Flip-up armrests</i>	£40.00
<input type="checkbox"/>		Backpack Holder (pair) <i>Not available with Back Cane Option.</i>	£30.00
<input type="checkbox"/>		Clothing Guard (pair) <i>Only available with TB3 armrests</i>	£100.00
<input type="checkbox"/>		Glove Box	£30.00
<input type="checkbox"/>		Hydration System	£125.00
<input type="checkbox"/>		Oxygen Holder	£50.00

User Measurements

Use this section to record users measurements.



- A. Shoulder Width _____
- B. Chest Width _____
- C. Hip Width _____
- D. External Knee Width _____



- E. Maximum Sitting Height _____
- F. Shoulder Height _____
- G. Axilla Height _____
- H. PSIS Height _____
- I. Trunk Depth _____
- J. Ischial Depth _____
- K. Thigh Depth _____
- L. Lower Leg Length _____
- M. Elbow Height _____

For additional seating options such as thoracic supports and alternative drive controls please refer to secondary order forms, entitled 'Additional Seating Options' or 'Specialty Control Input Devices'.

Quantum Notes:

1. This product is suitable for occupied transportation in accordance with ISO 7176-19. We strongly recommend that all heavy accessories such as manual ELRs are removed and secured during occupied transportation. We also advise that the use of third party accessories including life Support Systems, Chin Controls and Trays be risk assessed prior to the wheelchair being transported. Full details of suitable restraints for this wheelchair can be obtained from Quantum Technical on 01869 324600 or Email us on: technical@quantumrehab.co.uk
2. Due to manufacturing tolerances and continual product improvement, this specification can be subject to variance of + or - 3 %. Overall measurements will vary based on seating and accessory selections.