

Quantum®
 32 Wedgwood Road, Bicester,
 Oxon, OX26 4UL
 Phone: 01869 324600
 Fax: 01869 323070
 Email: sales@quantumrehab.co.uk
 Web: www.quantumrehab.co.uk



QUANTUM



July 2022



4Front 2 with TRU-Balance® 3 Seating & Q-Logic 3 Controls

Dealer Name: _____ Order Date: _____
 Address: _____

 Phone _____ Email: _____
 PO No: _____ Order Ref: _____
 Delivery Address: _____

 Post Code: _____

 Post Code: _____
 Quantum Specialist: _____

Standard Features

- TRU-Balance 3 Seating System
- Smart Traction Control Technology
- Easy Seat Depth & Width Adjustment
- Q-Logic 3 Control System
- 3" x 9" Rear Castors, Flat Free
- 3" x 14" Flat Free Drive Tyres
- 14 Colour Options
- 6 Mph (9.65 Km/h) Motors
- SRS Suspension System
- 2 x 70ah batteries
- TRU-Balance 3 Flip-Back Armrests
- Centre Mount Foot Platform
- Maximum User Weight 21 Stone 6lbs
- TRU-Comfort 2 Seat Cushion
- Tie-Down System for Transport

= Standard Factory Feature | FOC = Select instead of Standard Factory Feature


Base Model

4Front 2 with TRU-Balance® 3 Seating - £7,695.00

Drive Wheels

- 3" x 14" Flat Free, Black Tyres Standard
- 3" x 14" Pneumatic, Black Tyres FOC
- Matching Drive Wheel Accent Colour Standard
- Non-Matching Drive Wheel Accent Colour *Enter your colour selection here:.....* FOC
- 4" x 14" Pneumatic, Black Tyres, Knobby, Extended Traction Tyres *Increases overall base width by 1.5"* £220.00
- 4" x 14" Flat Free, Black Tyres, Knobby, Extended Traction Tyres *Increases overall base width by 1.5"* £320.00

Colours



Matching back shroud and joystick shroud included where applicable. Colour may vary slightly from image shown.

4FRONT 2 TRU-BALANCE® 3 SEATING

Seat Dimensions

Select width and depth package and enter desired set width and depth in that package range, available in 1" increments.

Seat Width Packages

- 12"W-16"W
Not available with Power Lift
- 16"W-20"W
Set Width at: _____

- 14"W-16"W
Only available with Power Lift
- 20"W-22"W

Seat Depth Packages

- 12"W-16"W
Not available with Power Lift
- 16"W-20"W
Set Width at: _____

- 14"W-16"W
Only available with Power Lift
- 20"W-22"W

Seat Cushions

- No Seat Cushion Required FOC
- Stealth Simplicity G: *General use. Fluid resistant Stelth-Tek cover -25 stone weight limit* Standard
- Stealth TRU-Comfort 2 SPP: *Skin protection, positioning, 4-way stretch Coolcore- 32 stone weight limit* £70.00
- Stealth Glacial SP: *Skin Protection, 4-way stretch Coolcore- 79.3kg - 181.4kg weight limit* £100.00
- Stealth Solution® SPP: *Skin protection, positioning, 4-way stretch, Coolcore cover and urethane liner - 25 stone weight limit* £100.00
- Stealth Essence® SPP: *Skin protection, positioning, 4-way stretch and Coolcore cover - 35 stone 7lbs weight limit* £120.00
- Stealth Spectrum® Gel SSP: *Skin Protection, positioning, 4-way stretch Coolcore cover an urethane liner- 25 stone weight limit* £170.00
- Stealth Spectrum® Foam SSP: *Skin Protection, positioning, 4-way stretch Coolcore cover an urethane liner- 42 stone weight limit* £170.00
- Stealth Premier P: *Positioning, 4-way stretch and Coolcore cover - 158.7kg weight limit* £120.00
- Stealth Zen SP: *Skin protection, positioning, 4-way stretch Coolcore- 79.3kg to 181.4kg weight limit* £60.00

TRU-Balance®3 Backrest Specifications

- TRU-Balance® 3 Backrest Assembly** Standard
 - TRU-Comfort™2 Back 4-Way Stretch Back Cushion: *Positioning* Sport Back Cushion FOC
 - Large Lateral Positioning Wedge (pair) £20.00
Not available on Backs 16"-17"H w/ limited adjustability on 18"H. Not available on Recline Backs 19"-20"H w/ limited adjustability on 21"H. N/A with Back Cane Option
 - Omit TB3 Backrest Shell and Cushion -£50.00
 - Aftermarket Back Interface: Set interface width at.....(Range 16"-24" Wide) £250.00
Overall seat depth may need to be adjusted to accommodate certain backs.. Not available with backs less than 16" wide. Contact your Quantum specialist for details
- Privacy Flap:
 - 8.75"W or 12.75"W £50.00
- Back Canes Only** *Suitable for third party backrests. Only available with 2-post flip back or paediatric armrests. Not available with recline.* FOC
 - Back Cane Type:
 - Angle Adjustable: FOC Flip Forward: £200.00 1" Endo: £40.00 2" Endo: £40.00
 - Back Cane Height:
 - 16"H 17"H 20"H 21"H 24"H 25"H

Back Width Package:

- 10"W-14"W 16"W-20"W 20"W-24"W

Backrest Size: +/-4" of Seat Width. | Odd heights = 4" Gap, Even heights = 3" gap. | Back Height = Seat Pan to Top of Back

- | | | | | | | |
|------------------------------------|------------------------------------|------------------------------------|------------------------------------|------------------------------------|------------------------------------|------------------------------------|
| <input type="checkbox"/> 12"Wx14"H | <input type="checkbox"/> 17"Wx16"H | <input type="checkbox"/> 18"Wx20"H | <input type="checkbox"/> 19"Wx22"H | <input type="checkbox"/> 21"Wx16"H | <input type="checkbox"/> 22"Wx18"H | <input type="checkbox"/> 23"Wx22"H |
| <input type="checkbox"/> 12"Wx15"H | <input type="checkbox"/> 17"Wx17"H | <input type="checkbox"/> 18"Wx21"H | <input type="checkbox"/> 19"Wx23"H | <input type="checkbox"/> 21"Wx17"H | <input type="checkbox"/> 22"Wx19"H | <input type="checkbox"/> 23"Wx23"H |
| <input type="checkbox"/> 14"Wx16"H | <input type="checkbox"/> 17"Wx18"H | <input type="checkbox"/> 18"Wx22"H | <input type="checkbox"/> 20"Wx16"H | <input type="checkbox"/> 21"Wx18"H | <input type="checkbox"/> 22"Wx20"H | <input type="checkbox"/> 24"Wx16"H |
| <input type="checkbox"/> 14"Wx17"H | <input type="checkbox"/> 17"Wx19"H | <input type="checkbox"/> 18"Wx23"H | <input type="checkbox"/> 20"Wx17"H | <input type="checkbox"/> 21"Wx19"H | <input type="checkbox"/> 22"Wx21"H | <input type="checkbox"/> 24"Wx17"H |
| <input type="checkbox"/> 16"Wx16"H | <input type="checkbox"/> 17"Wx20"H | <input type="checkbox"/> 18"Wx24"H | <input type="checkbox"/> 20"Wx18"H | <input type="checkbox"/> 21"Wx20"H | <input type="checkbox"/> 22"Wx22"H | <input type="checkbox"/> 24"Wx18"H |
| <input type="checkbox"/> 16"Wx17"H | <input type="checkbox"/> 17"Wx21"H | <input type="checkbox"/> 18"Wx25"H | <input type="checkbox"/> 20"Wx19"H | <input type="checkbox"/> 21"Wx21"H | <input type="checkbox"/> 22"Wx23"H | <input type="checkbox"/> 24"Wx19"H |
| <input type="checkbox"/> 16"Wx18"H | <input type="checkbox"/> 17"Wx22"H | <input type="checkbox"/> 19"Wx16"H | <input type="checkbox"/> 20"Wx20"H | <input type="checkbox"/> 21"Wx22"H | <input type="checkbox"/> 23"Wx16"H | <input type="checkbox"/> 24"Wx20"H |
| <input type="checkbox"/> 16"Wx19"H | <input type="checkbox"/> 17"Wx23"H | <input type="checkbox"/> 19"Wx17"H | <input type="checkbox"/> 20"Wx21"H | <input type="checkbox"/> 21"Wx23"H | <input type="checkbox"/> 23"Wx17"H | <input type="checkbox"/> 24"Wx21"H |
| <input type="checkbox"/> 16"Wx20"H | <input type="checkbox"/> 18"Wx16"H | <input type="checkbox"/> 19"Wx18"H | <input type="checkbox"/> 20"Wx22"H | <input type="checkbox"/> 21"Wx24"H | <input type="checkbox"/> 23"Wx18"H | <input type="checkbox"/> 24"Wx22"H |
| <input type="checkbox"/> 16"Wx21"H | <input type="checkbox"/> 18"Wx17"H | <input type="checkbox"/> 19"Wx19"H | <input type="checkbox"/> 20"Wx23"H | <input type="checkbox"/> 21"Wx25"H | <input type="checkbox"/> 23"Wx19"H | <input type="checkbox"/> 24"Wx23"H |

Seat Positioning Adjustments

- | | |
|---|----------|
| <input type="checkbox"/> Static Seat | Standard |
| <input type="checkbox"/> TRU-Balance®3 Power Tilt 50 degree centre of gravity (CG) power tilt seating system. Uses 1 power option | £872.00 |
| <input type="checkbox"/> 10" Power Adjustable Seat Lift and Tilt. Uses 2 power option | £2170.00 |

Drive up to 3.2 Mph while elevated with 10" of lift.

Seat to Floor Height

- | | | | |
|---------------------------|---|---|---|
| Static Seat | <input type="checkbox"/> 15" Seat to Floor | <input type="checkbox"/> 16" Seat to Floor | <input type="checkbox"/> 17" Seat to Floor |
| Tilt and/or 10" Seat Lift | <input type="checkbox"/> 17.75" Seat to Floor | <input type="checkbox"/> 18.75" Seat to Floor | <input type="checkbox"/> 19.75" Seat to Floor |

Backrest Positioning Adjustments

- | | |
|---|----------|
| <input type="checkbox"/> TRU-Balance®3 Static Backrest 175 degree sheer reduction recline. Uses 1 power option. | Standard |
| <input type="checkbox"/> TRU-Balance®3 Power Recline 175 degree recline. Full drive lock-out at 20 degrees when combined with power tilt. Uses 1 power option | £600.00 |
| <input type="checkbox"/> TRU-Balance®3 Flip Forward Backrest Not available with TB3 armrests or 12"-14" seat widths. | £150.00 |

Armrests

- | | |
|--|----------|
| <input type="checkbox"/> TRU-Balance®3 Flip-back Armrests Height range 8"-16". Not available with Back cane option. | Standard |
| <input type="checkbox"/> Down Posts for TB3 Arms +/- up to 2" lateral adjustment between seat and back width. 16" Minimum seat or back width required. | £100.00 |
| <input type="checkbox"/> 2-Post, Flip Back, Height Adjustable, Removable, Pair Height range 9"-13". Not available with a seat depth less than 16" | FOC |
| <input type="checkbox"/> Heavy Duty, Height Adjustable, Removable, Pair Height adjustment from 10" to 14" | FOC |
| <input type="checkbox"/> Paediatric, Height Adjustable, Removable, Pair Height adjustment from 7.75" to 9.75" in 1/2" increments.
Not available with full length armrests | FOC |
| <input type="checkbox"/> Single Post, Quick Height Adjustable Removable Armrests, Pair Height range 11" - 17". Seat depths 16" and above. | FOC |

Armrests Pad Options

Left Armrest Length Package:

- | | |
|---|---|
| <input type="checkbox"/> 14"L Full Length | <input type="checkbox"/> 10"L Desk Length |
|---|---|

Left Armpad Style:

- | | |
|--|--|
| <input type="checkbox"/> Straight | <input type="checkbox"/> Waterfall
2 Post Flip up and Paediatric only |
| <input type="checkbox"/> Falcon, Gel, Full Length 3"W x 14"L | £40.00 |
| <input type="checkbox"/> Falcon, Gel, Desk Length 3"W x 10"L | £40.00 |
| <input type="checkbox"/> Falcon, Gel Mounting Plate
Only required for 2-post flip back or paediatric armrests | £20.00 |

Right Armrest Length Package:

- | | |
|---|---|
| <input type="checkbox"/> 14"L Full Length | <input type="checkbox"/> 10"L Desk Length |
|---|---|

Right Armpad Style:

- | | |
|--|--|
| <input type="checkbox"/> Straight | <input type="checkbox"/> Waterfall
2 Post Flip up and Paediatric only |
| <input type="checkbox"/> Falcon, Gel, Full Length 3"W x 14"L | £40.00 |
| <input type="checkbox"/> Falcon, Gel, Desk Length 3"W x 10"L | £40.00 |
| <input type="checkbox"/> Falcon, Gel Mounting Plate
Only required for 2-post flip back or paediatric armrests | £20.00 |

Headrests

- | | |
|---|---------|
| <input type="checkbox"/> Stealth Small Contoured 9.75"W x 3"H | £200.00 |
| <input type="checkbox"/> Stealth Large Contoured 11"W x 6"H | £200.00 |
| <input type="checkbox"/> Stealth 10" Comfort Plus | £200.00 |
| <input type="checkbox"/> Stealth 14" Comfort Plus | £200.00 |

Please visit www.stealthproducts.com for more headrest options

Centre Mount Foot Platforms

Adjustable Centre Mount Foot Platform *Mounted to Seat* Standard

Centre Mount Power Articulating Foot Platform *Mounted to Seat. Uses 1 power option* £642.00

Footplates

10"W x 11"D Split Footplates: or 10"W x 8"D Split Footplates Standard

Lower Extensions *Seat pan to Heel*

10-16"L *Seat pan to heel* or 13-19"L *Seat pan to heel* Standard

Calf Pads

Small 6"H x 6"W or Large 8"H x 8"W, tapered to 6"W £40.00

Calf Pad Covers (Pair) *1/2" Soft Visco Foam*

Air Mesh Reversed Dartex £42.00

Calf Panel


Small 8"H x 18"W £84.00

Calf Panel Extension (each) £30.00

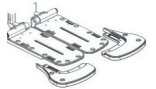
Calf Panel Cover *1/2" Soft Visco Foam*

Air Mesh Reversed Dartex £72.00

Footplate Extension Kits



4" Width Extension Kit. *Not available with 2" Bell Shaped, Length Extension Kit* £16.00



2" Bell Shaped, Length Extension Kit. *Not available with 4" Width Extension Kit* £16.00

Additional Optional Accessories:

Wheel Bumpers, pair £5.00

Footplate Connector £10.00

Footplate Cover, Reversed Dartex *1/2" Soft Visco Foam. Not available with modular footplate extension components/kits.* £42.00

Adjustable Centre Mount Foot Platform Compatibility Matrix	TRU-Balance®3 Static Seat			TRU-Balance®3 Tilt / Lift		
	Low	Medium	High	Low	Medium	High
10"-16" Extension	!	!	✓	✓	✓	✓
13"-19" Extension	!	!	!	!	!	!

This rigging Configuration causes no interference issues at this seat-to-floor height.

This rigging configuration may interfere with the ground (less than 1.75" clearance when fully extended) and will reduce obstacle climbing ability.

Individual Legrests

Choose instead of centre mount footplatform options

60-90° Swing-Away Legrests Tool adjustable in 5° Increments. Includes heel loops. Not available with a seat width less than 16"

- Left Legrest:** £55.00
Lower Extension Seat pan to heel range
- 11"-13"L 13"-16.5L" 15.5"-19.5L"
- Footplate Selection**
- Flip-up, Extruded Footplate: Standard
 7.25"W x 6"D 8.5"W x 6"D
- Angle Adjustable Footplate: £57.50
- Multi-Axis Footplate: £131.50
 4"W x 6"D 5"W x 8"D 6"W x 11"D
 5"W x 6"D 6"W x 8"D 8"W x 11"D

- Right Legrest:** £55.00
Lower Extension Seat pan to heel range
- 11"-13"L 13"-16.5L" 15.5"-19.5L"
- Footplate Selection**
- Flip-up, Extruded Footplate: Standard
 7.25"W x 6"D 8.5"W x 6"D
- Angle Adjustable Footplate: £57.50
- Multi-Axis Footplate: £131.50
 4"W x 6"D 5"W x 8"D 6"W x 11"D
 5"W x 6"D 6"W x 8"D 8"W x 11"D

Accessories:

- Wheel Bumpers (each) £2.50
- Gel Neoprene Footrest Sleeve (each) £13.00

60-90° Swing-Away Legrest Compatibility Matrix	TRU-Balance®3 Static Seat			TRU-Balance®3 Tilt			TRU-Balance®3 Lift		
	Low	Medium	High	Low	Medium	High	Low	Medium	High
Standard, 13" - 16.5"	!	!	✓	!	✓	✓	✓	✓	✓
Standard, 15.5" - 19.5"	X	!	!	!	!	!	!	!	!
Angle-Adjustable, 13" - 16.5"	!	!	✓	!	!	!	!	!	!
Angle-Adjustable, 15.5" - 19.5"	X	!	!	!	!	!	!	!	!
Multi-Axis, 15.5" - 19.5"	X	!	!	!	!	!	!	!	!

✓ This rigging Configuration causes no interference issues at this seat-to-floor height.

! This rigging configuration may interfere with the ground (less than 1.75" clearance when fully extended) and will reduce obstacle climbing ability.

X This rigging configuration does not work with this seat-to-floor height.

90° Paediatric Swing-Away Legrests Seat Pan to Heel range of adjustment 7"-10"L. Includes heel loops

- Left Legrest** £55.00
Footplate Selection
- Angle Adjustable Footplate: Standard
 4"W x 6"D 5"W x 6"D

- Right Legrest** £55.00
Footplate Selection
- Angle Adjustable Footplate: Standard
 4"W x 6"D 5"W x 6"D

Accessories:

- Wheel Bumpers (each) £2.50

Elevating Legrests

Manual Elevating Swing-Away Legrests Includes heel loops. Not available with a seat width less than 16"

- Left Legrest:** £65.00
Lower Extension Seat pan to heel range
- 11"-14"L 14"-17L" 14.5"-18L"
- Footplate Selection**
- Flip-Up, Extruded Footplate: Standard
 7.25"W x 6"D 8.5"W x 6"
- Angle Adjustable Footplate: £57.50
 4"W x 6"D 5"W x 8"D 6"W x 11"D
 5"W x 6"D 6"W x 8"D 8"W x 11"D

- Right Legrest:** £65.00
Lower Extension Seat pan to heel range
- 11"-14"L 14"-17L" 14.5"-18L"
- Footplate Selection**
- Flip-Up, Extruded Footplate: Standard
 7.25"W x 6"D 8.5"W x 6"
- Angle Adjustable Footplate: £57.50
 4"W x 6"D 5"W x 8"D 6"W x 11"D
 5"W x 6"D 6"W x 8"D 8"W x 11"D

Accessories:

- Wheel Bumpers (each) £2.50
- Gel Padded Adductor Buttons (each) £15.00

Elevating Legrests (Continued)

70° Power Articulating Swing-Away Legrests 4" articulation range. Includes heel loops. Not available with a seat width less than 16". Uses 2 power options

- Left Legrest:** £625.00
- Lower Extension** *Seat pan to heel range*
- 11"-13"L 14.5"-18L" 17.5"-21L"
- Footplate Selection**
- Angle Adjustable Footplate
- 4"W x 6"D 5"W x 8"D 6"W x 11"D
- 5"W x 6"D 6"W x 8"D 8"W x 11"D
- Accessories:**
- Small Calf Pad 5.35"W-6"H £44.00
- Large Calf Pad 5.86"Wx8"H £44.00
- Gel Padded Knee Adductor Button £30.00

- Right Legrest:** £625.00
- Lower Extension** *Seat pan to heel range*
- 11"-13"L 14.5"-18L" 17.5"-21L"
- Footplate Selection**
- Angle Adjustable Footplate
- 4"W x 6"D 5"W x 8"D 6"W x 11"D
- 5"W x 6"D 6"W x 8"D 8"W x 11"D
- Accessories:**
- Small Calf Pad 5.35"W-6"H £44.00
- Small Calf Pad 5.35"W-6"H £44.00
- Gel Padded Knee Adductor Button £30.00

Operation Method: Independent Combined *When a pair of legrests is selected*




Power Elevating Legrest Compatibility Matrix	TRU-Balance®3 Static Seat			TRU-Balance®3 Tilt			TRU-Balance®3 Lift		
	Low	Medium	High	Low	Medium	High	Low	Medium	High
Angle-Adjustable, 11" - 13"	✓	✓	✓	✓	✓	✓	✓	✓	✓
Angle-Adjustable, 14.5" - 18"	!	!	!	!	!	✓	!	!	✓
Angle-Adjustable, 17.5" - 21"	X	X	X	X	X	!	X	!	!

This rigging Configuration causes no interference issues at this seat-to-floor height.

This rigging configuration may interfere with the ground (less than 1.75" clearance when fully extended) and will reduce obstacle climbing ability.

This rigging configuration does not work with this seat-to-floor height.

Q-Logic 3 Expandable Controls (includes Bluetooth)

- Q-Logic 3 Joystick- 2 Power Option Ready *Required when 2 power options are selected. Not compatible with iLevel* Standard
- Q-Logic 3 Joystick- 5 Power Option Ready *Required when more than 2 power options are selected. Required for iLevel* £550.00
- Bluetooth enabled *Please tick this box if you would like the Bluetooth function turned on.* Standard
- Mount Joystick as Attendant Control Only *Please select Q-Logic 3 Joystick option above* £100.00
- Dual Control *Please select Q-Logic 3 Joystick option above* £430.00
- SCIM Module Kit *Allows use of joystick display for specialty controls. Q-Logic 3 Joystick must be selected above*  £316.00
- Q-Logic 3 Enhanced Display *Includes x2 egg switches and flexible display mount. Does not include Q-Logic 3 Joystick* £1074.00
- iAccess OLED 4 button switch module £300.00
- Push Button iAccess Module  Toggle lever iAccess Module 
- Grey Street Lime Light

Joystick Handles

- Standard Carrot Handle Standard
- Mushroom Handle Extended I-Handle Bodypoint 3 Inch Goal Post Handle £35.00 (each)
- T-Bar Soft Ball Handle Bodypoint 4 Inch Goal Post Handle
- Chin Cup Medium Ball Handle

Joystick Mounting Brackets












<input type="checkbox"/>	Fixed, Inline		Standard
<input type="checkbox"/>	Swing-Away		£75.00
<input type="checkbox"/>	Multi-Axis		£125.00
<input type="checkbox"/>	Retract 4 Swing-Away Joystick Arm Kit <i>Full 180° Movement</i>		£150.00
Mounting Position			
<input type="checkbox"/>	Left	or	<input type="checkbox"/>
<input type="checkbox"/>	Inline	or	<input type="checkbox"/>
			<i>Right</i>
			<i>Offset Not available with Fixed Joystick Bracket</i>

Speed Program and Lights Package

<input checked="" type="checkbox"/>	6 Mph program with Q-Logic 3 Controls, Lights and indicators		Standard
<input type="checkbox"/>	Fender lights <i>Includes single switch button for operation. Not road legal. Does not include indicators</i>		£190.00

TRU-Balance®3 Premium Accessories

Some accessories will be shipped with the unit, not installed. Multiple accessories can be mounted along the various tracks, some interference may occur.

<input type="checkbox"/>		USB Mobile Device Charger <i>Please specify fitting location i.e. left armrest or seat rail</i>		£110.00
<input type="checkbox"/>		Cup Holder <i>Only available with TB3 Flip-up armrests</i>		£20.00
<input type="checkbox"/>		Personal Item Hook <i>Not available with Back Cane Option</i>		£15.00
<input type="checkbox"/>		Reflector Kit		£20.00
<input type="checkbox"/>		Mobile Phone/Media Holder <i>Only available with TB3 Flip-up armrests</i>		£40.00
<input type="checkbox"/>		Backpack Holder (pair) <i>Not available with Back Cane Option.</i>		£30.00
<input type="checkbox"/>		Clothing Guard (pair) <i>Only available with TB3 armrests</i>		£100.00
<input type="checkbox"/>		Glove Box		£30.00
<input type="checkbox"/>		Hydration System		£125.00
<input type="checkbox"/>		Oxygen Holder		£50.00
<input type="checkbox"/>		Transfer Bar (pair) <i>Quick Release</i>		£125.00
<input type="checkbox"/>		Stealth Tablet Holder		£350.00
<input type="checkbox"/>		Push Handles (pair) <i>Not available with O2 holder, Back Cane Option, or vent tray. Required with attendant manual recline.</i>		£50.00

TRU-Balance®3 Premium Accessories (Continued)

Some accessories will be shipped with the unit, not installed. Multiple accessories can be mounted along the various tracks, some interference may occur.



Accessory bar Comes standard with the SCIM module, Trilogy vent tray and O2 holder. May be added to mount additional accessories to back of unit. Not available with Back Cane Option.

£50.00



Quantum Backpack

£105.00

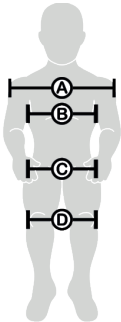
Price

Sub Total:	£7,695.00
Options:	
Total:	

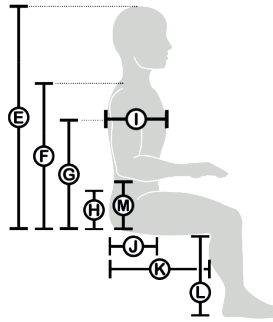
Special Instructions

User Measurements

Use this section to record users measurements.



A. Shoulder Width _____
B. Chest Width _____
C. Hip Width _____
D. External Knee Width _____



E. Maximum Sitting Height _____
F. Shoulder Height _____
G. Axilla Height _____
H. PSIS Height _____
I. Trunk Depth _____
J. Ischial Depth _____
K. Thigh Depth _____
L. Lower Leg Length _____
M. Elbow Height _____

For additional seating options such as thoracic supports and alternative drive controls please refer to secondary order forms, entitled 'Additional Seating Options' or 'Specialty Control Input Devices'.

Quantum Notes:

- This product is suitable for occupied transportation in accordance with ISO 7176-19. We strongly recommend that all heavy accessories such as manual ELRs are removed and secured during occupied transportation. We also advise that the use of third party accessories including life Support Systems, Chin Controls and Trays be risk assessed prior to the wheelchair being transported. Full details of suitable restraints for this wheelchair can be obtained from Quantum Technical on 01869 324600 or Email us on: technical@quantumrehab.co.uk
- Due to manufacturing tolerances and continual product improvement, this specification can be subject to variance of + or - 3%. Overall measurements will vary based on seating and accessory selections.